

# 2024 annual report to the Community

## Paringa Park Primary School

Paringa Park Primary School number: 668

Partnership: Holdfast



School principal:

Tracey Bennett

Signature

Date of endorsement:

25/03/2025



Government  
of South Australia  
Department for Education

# Context Statement

Paringa Park Primary School caters for students from R-6. At the time of this report, the enrolment in 2024 is 507. Paringa Park Primary School is classified as Category 7 on the Department for Education Index of Educational Disadvantage. At the time of this report, the school population includes 3% Aboriginal students, 4% students with disabilities, 2% students with English as an additional language or dialect (EALD) funded background, 1% children/young people in care. Further information about the school is available on the school's website (including its context statement), as well as the My School website.

Data Source: Department for Education data holdings from Mid census captured in AUGUST 2024.

## Governing Council Report

Chairperson Annual Report 2024

Governing Council plays a pivotal role in the governance and success of our school. By working collaboratively with school leadership and stakeholders, Governing Councils ensure that schools are well-managed, financially sound and focused on delivering high-quality education.

### **An overview of the responsibilities of Governing Councils**

- Strategic planning and policy development
- Financial oversight
- Community engagement
- Supporting School Leadership
- Advocacy and representation
- Curriculum & learning
- Facilities & Resources
- Compliance & Accountability

### **Some highlights of 2024 include**

- Student Voice Executive representative presence at meetings – hearing what is important to the students and what they have been working on and towards.
- Development of a calendar of estimate of costs for excursions, incursions and camps for the school year to assist families with planning
- Leadership updates at every meeting
- Replacement of several PPS site specific policies as DfE policies are developed and introduced
- Ongoing focus on Mathematics in line with the SIP
- Initiation of the repurposing the old kiss & drop with the proposed “Bike & Drop project”
- Results of surveys presented to members
- Annual school disco P&C fundraiser
- Approving pupil free days and school closure days for the school year
- Well-being survey data comparing PPS against previous years and national data presented to members. Opportunities for discussions and suggestions for building on current education strategies
- Approval of price increases in the school canteen to ensure ongoing the financial viability of the canteen
- Reverend Barb’s wonderful “coffee with friends” on Friday afternoons
- Participation in the external school review
- Working closely with school leadership
- Regular teachers report providing a year-by-year snapshot of learning across the year
- Voices of the community continues to provide an opportunity for members of GC to provide feedback, raise issues and comment on items that have come to their attention in the community for example comments at pick-up, Facebook, anything really that members feel GC should be aware of Everyone has a chance to bring items up for discussion.

Thank you to all parents, carers and staff who volunteered their time throughout the year by helping with school sports; volunteering in classrooms, the library or canteen; and helping with and organising fundraisers. Your time and help are valued and your contributions are appreciated.

Lastly, I would like to thank everyone involved in GC and its subcommittees for attending meetings and contributing to discussions. Your contributions help create a supportive and effective educational environment that benefits students, staff, and the wider community. Your time and dedication are valued. To those members of GC who are leaving us, thank you for your commitment. Being a part of Paringa Park PS GC has been a privilege and I am grateful to you all for the opportunity. Working closely with leadership and the school community has been a highlight.

I wish the Governing Council of 2025 all the best for a year of creative success.

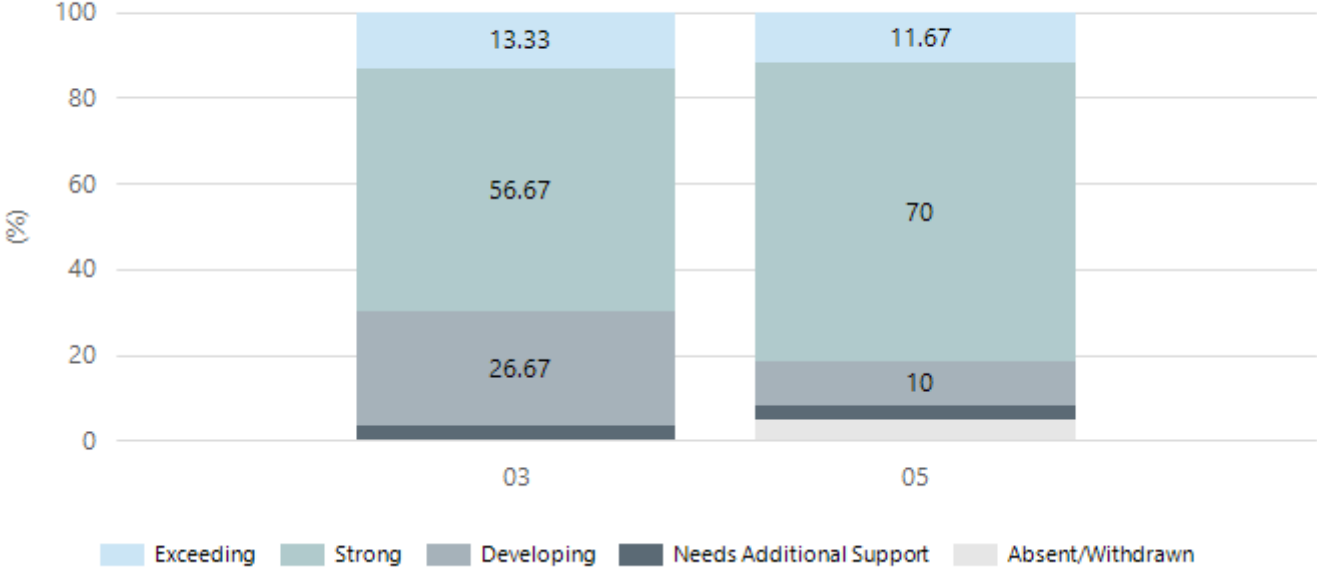
Vanessa Payne  
Chairperson

# Performance Summary

## NAPLAN Proficiency

In 2023 the Australian Curriculum, Assessment and Reporting Authority (ACARA) - a Commonwealth Independent statutory authority - announced changes to NAPLAN performance reporting. The new approach replaces the previous numerical NAPLAN bands and the national minimum standard.

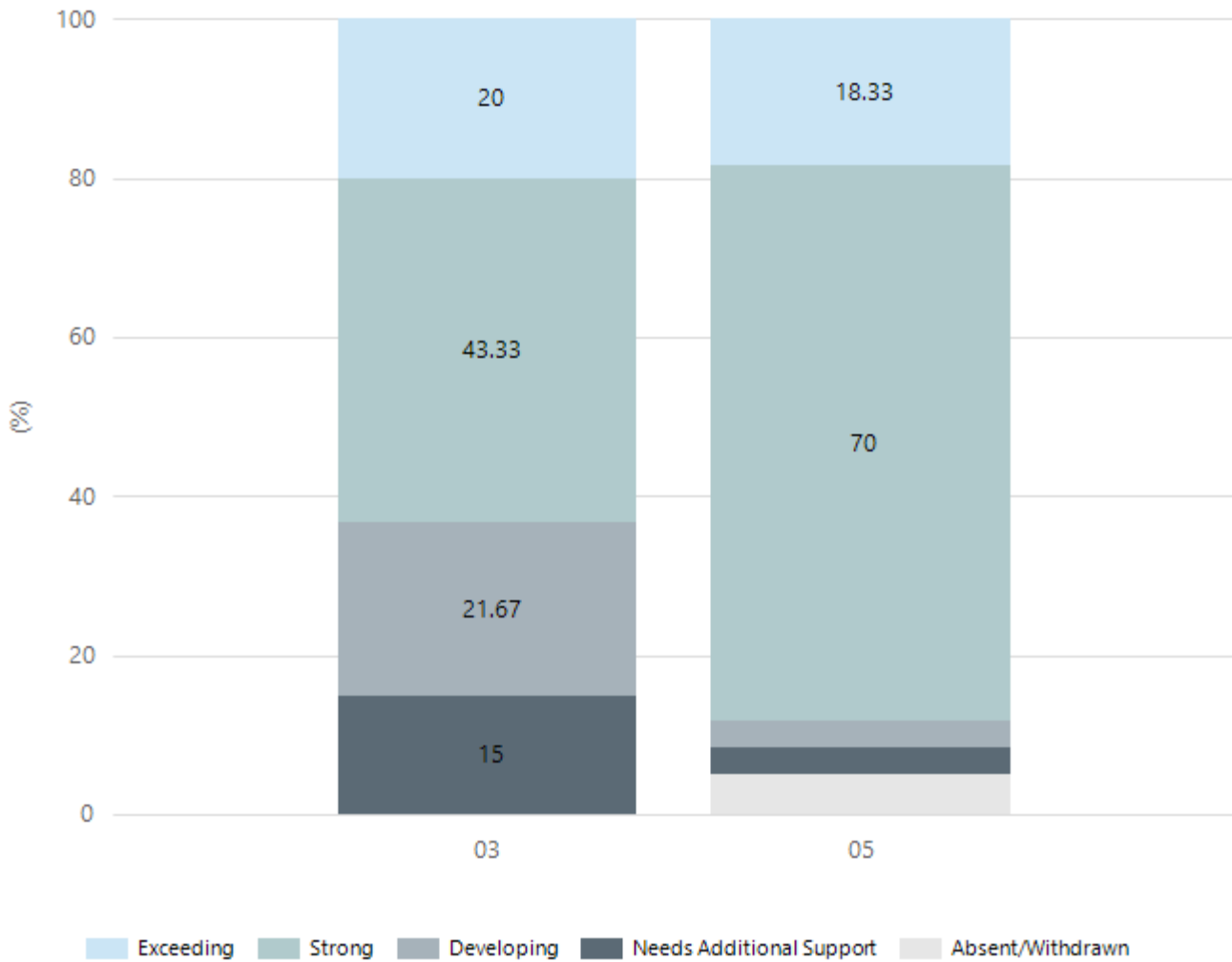
### Numeracy



Year Level	03	05
Exceeding	8	7
Strong	34	42
Developing	16	6
Needs Additional Support	2	2
Absent/Withdrawn		3
Total	60	60

Data Source: Department for Education Assessment Data Holdings, 2024. If there are less than 6 students who sat NAPLAN in a school, no information will be shown. If a year level has less than 6 students, that year level will not be shown in NAPLAN results.

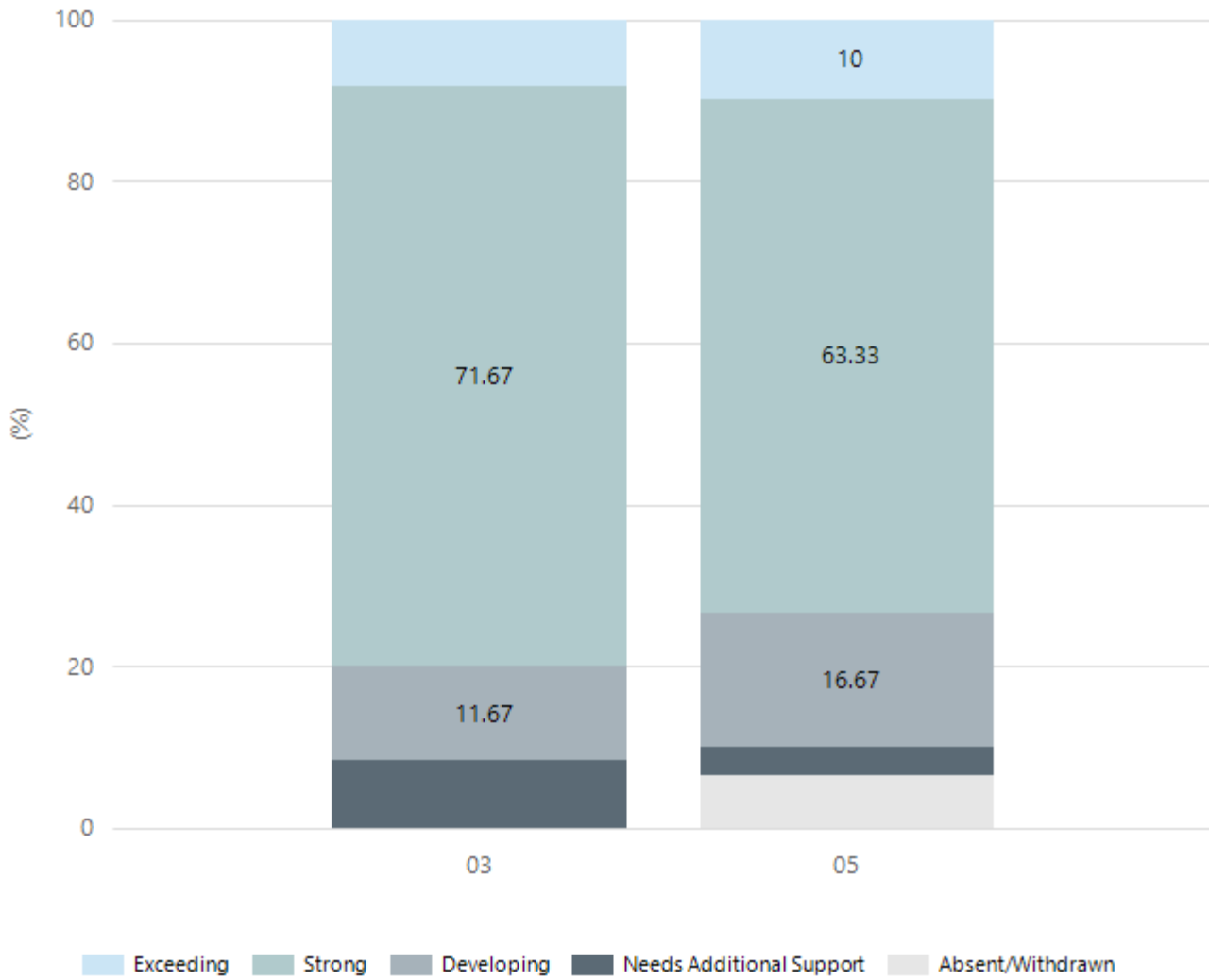
## Reading



Year Level	03	05
Exceeding	12	11
Strong	26	42
Developing	13	2
Needs Additional Support	9	2
Absent/Withdrawn		3
Total	60	60

Data Source: Department for Education Assessment Data Holdings, 2024. If there are less than 6 students who sat NAPLAN in a school, no information will be shown. If a year level has less than 6 students, that year level will not be shown in NAPLAN results.

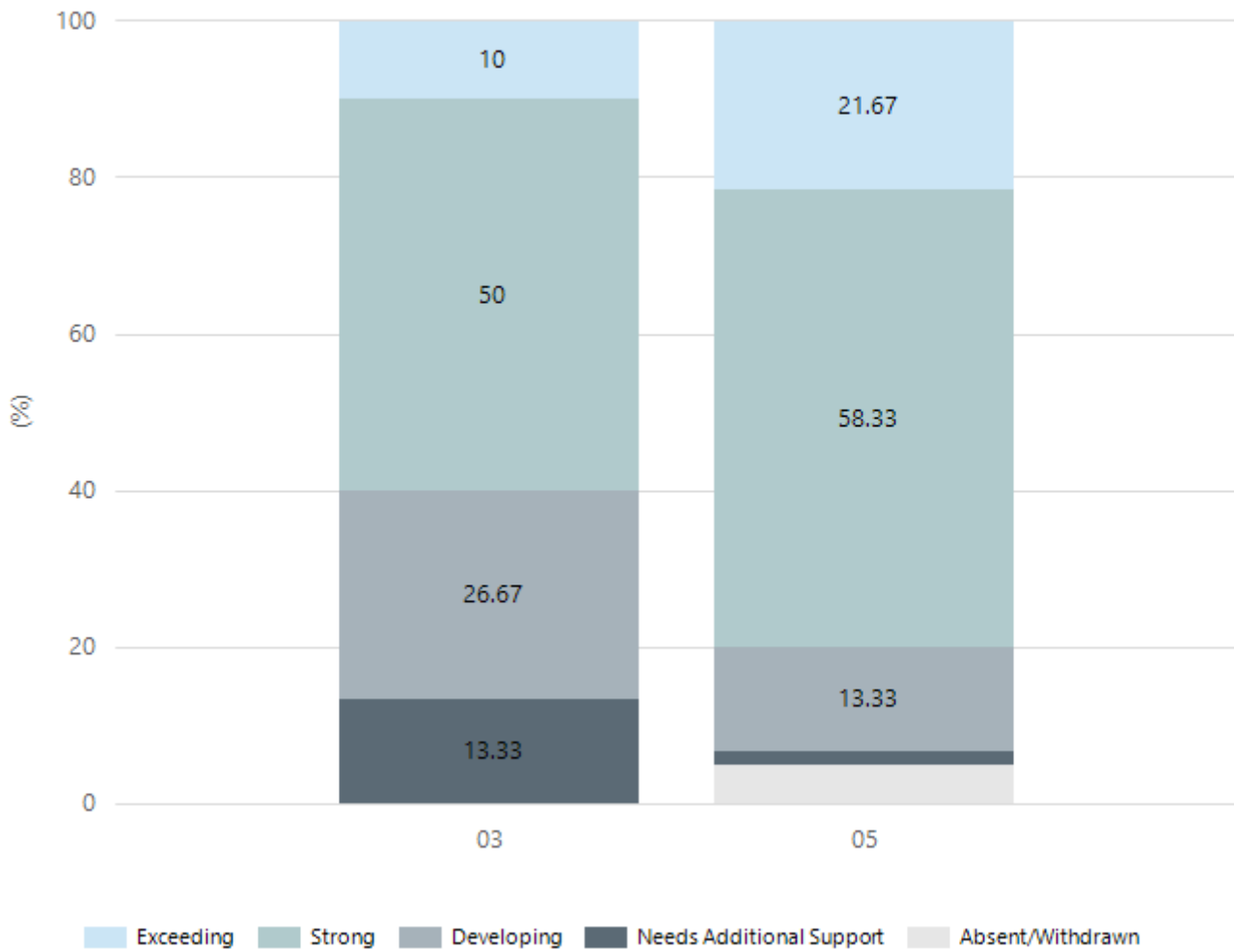
## Writing



Year Level	03	05
Exceeding	5	6
Strong	43	38
Developing	7	10
Needs Additional Support	5	2
Absent/Withdrawn		4
Total	60	60

Data Source: Department for Education Assessment Data Holdings, 2024. If there are less than 6 students who sat NAPLAN in a school, no information will be shown. If a year level has less than 6 students, that year level will not be shown in NAPLAN results.

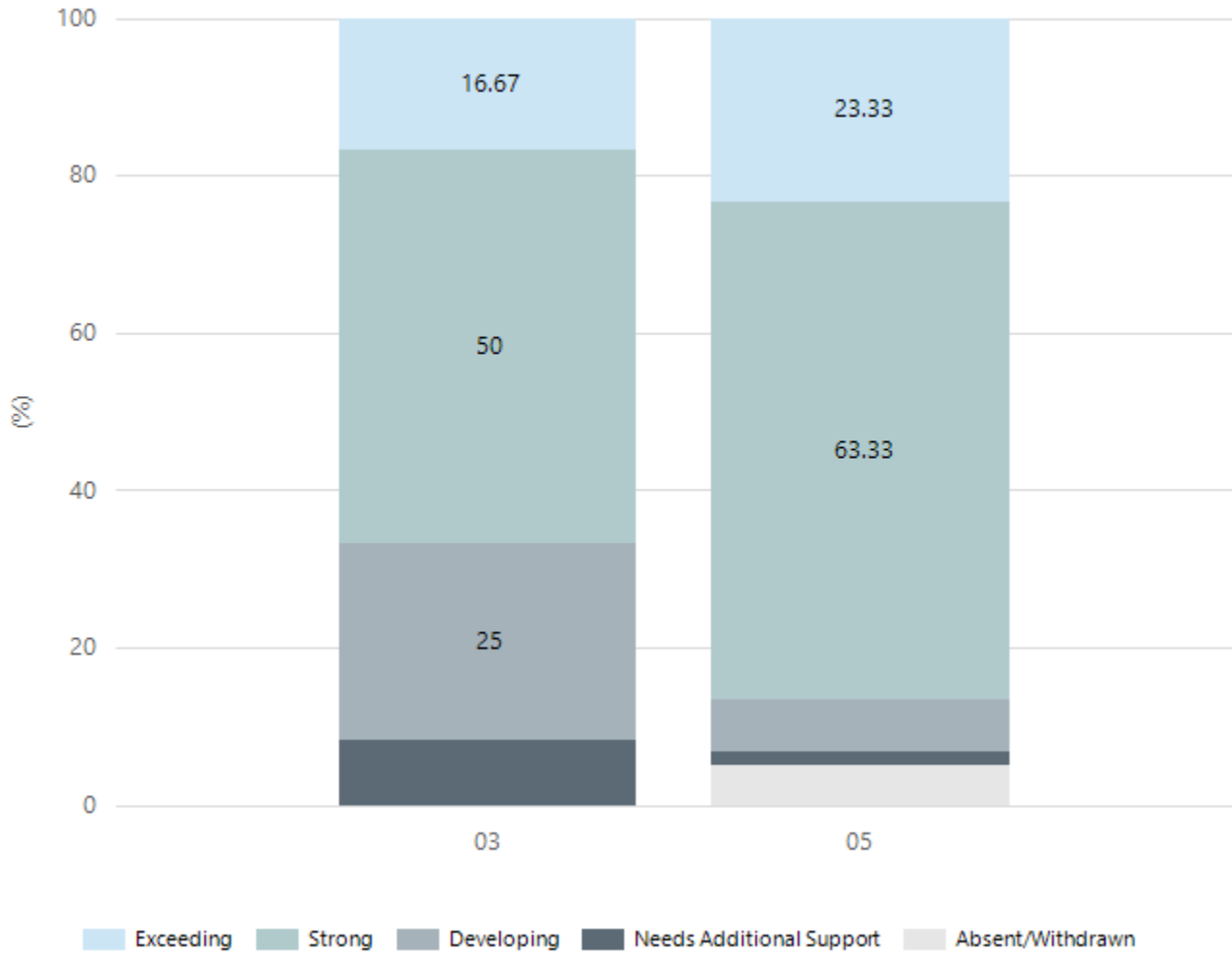
## Grammar



Year Level	03	05
Exceeding	6	13
Strong	30	35
Developing	16	8
Needs Additional Support	8	1
Absent/Withdrawn		3
Total	60	60

Data Source: Department for Education Assessment Data Holdings, 2024. If there are less than 6 students who sat NAPLAN in a school, no information will be shown. If a year level has less than 6 students, that year level will not be shown in NAPLAN results.

## Spelling



Year Level	03	05
Exceeding	10	14
Strong	30	38
Developing	15	4
Needs Additional Support	5	1
Absent/Withdrawn		3
Total	60	60

Data Source: Department for Education Assessment Data Holdings, 2024. If there are less than 6 students who sat NAPLAN in a school, no information will be shown. If a year level has less than 6 students, that year level will not be shown in NAPLAN results.

## School Attendance

Year Level	2022	2023	2024
Reception	93.5%	92.7%	90.8%
Year 01	90.0%	94.4%	92.1%
Year 02	90.7%	92.0%	92.6%
Year 03	89.8%	92.8%	92.4%
Year 04	90.4%	91.2%	90.9%
Year 05	88.0%	92.3%	91.6%
Year 06	88.5%	91.6%	90.7%
Primary Other	89.5%	86.3%	94.4%
Total	89.8%	92.3%	91.5%

Data Source: Department for Education Attendance Data, Semester 1 Report 2024. A blank cell indicates there we no students enrolled. 'Primary Other' includes students enrolled in specialised education options. 'Secondary Other' includes students who have already spent a year at Year 12 and elected to undertake further study at Year 12.

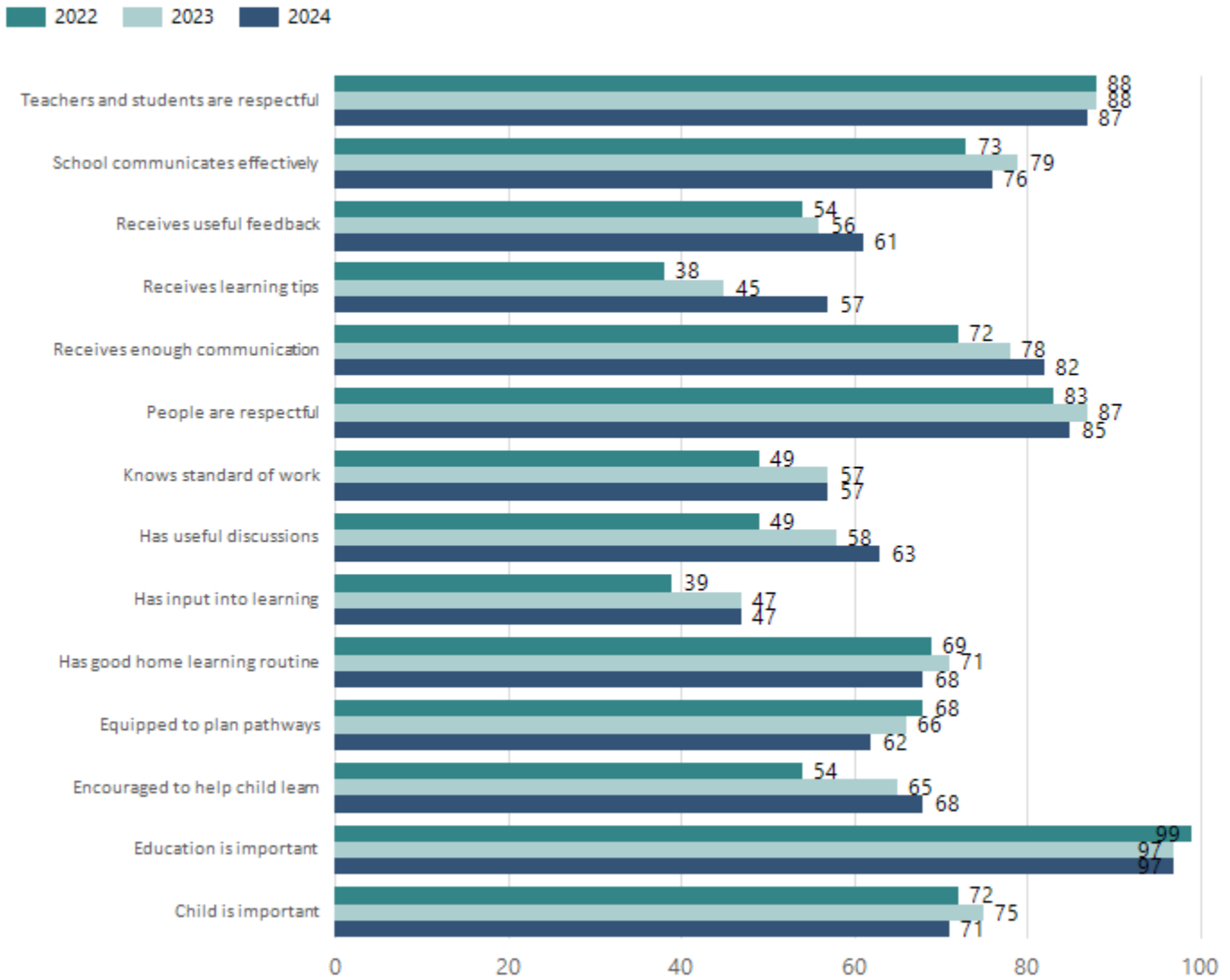
## Attendance Comment

In South Australia, all children and young people must be in school from 6 years to 16 years old. They must attend a government or non-government school full time. From age 16 to 17 however, young people must attend school or an approved learning program (such as an apprenticeship, traineeship, accredited course or university). Schools and parents must encourage and support students to come to school every day. Parents and caregivers must make sure their child is enrolled in a school, and attends school all day and everyday it is open, unless a child is sick or has an approved exemption. Teachers and leaders actively follow up when a student misses school, including recording all absences and non-attendance. All schools in South Australia have local attendance procedures governed under the Education and Children's Services Regulations 2020.



# School Parent Opinion Survey Results

Proportion of agree/strongly agree response(%)



Data Source: 2024 Department for Education Parent Opinions Survey, Term 3 2024.

# Intended Destination

Leave Reason	Number	%
IS - INTERSTATE	2	15.0%
NG - ATTENDING NON-GOV SCHOOL IN SA	4	31.0%
OV - LEFT SA FOR OVERSEAS	1	8.0%
TG - TRANSFERRED TO SA GOVERNMENT SCHOOL	6	46.0%

Data Source: Department for Education Destination Data Report, 2024. Data extract term 3 2024. Data shows recorded destinations for students that left the school in the previous year. Data is uploaded by schools in term 3 and may not reflect final or total figures at time of report creation.

## Highest Qualifications held by the teaching workforce and workforce composition

All teachers at this school are qualified and registered with the SA Teachers Registration Board.

Qualification Level	Number of Qualifications
Bachelor's degrees or Diplomas	23
Postgraduate Qualifications	10

Data Source: Data extracted from Mandatory Workforce Information Collections as on the last pay date of June 2024. As self-reported by staff in the system.

Please note: Data includes staff who are Actively employed and on extended paid leave. Please note only the highest qualification of the Teaching staff is reported. Excludes any number of other certifications earned.

### Workforce composition including indigenous staff

	Teaching Staff		Non-Teaching Staff	
	Indigenous	Non-Indigenous	Indigenous	Non-Indigenous
Full-Time Equivalents	0.0	29.5	0.0	9.8
Persons	0.0	33.0	0.0	16.0

Data Source: Data extracted from Mandatory Workforce Information Collection as on the last pay date of June 2024.

Please note: Data includes staff who are actively employed and on extended paid leave. "Indigenous category" is self-reported by staff in the system.

## Financial Statement

Funding Source	Amount
Grants: State	
Grants: Commonwealth	
Parent Contributions	
Fund Raising	
Other	

Data Source: School supplied data.